



Hope Foundation's
INTERNATIONAL INSTITUTE OF INFORMATION TECHNOLOGY (I²IT)

P- 14 , Rajiv Gandhi Infotech Park, MIDC- Phase I, Hinjawadi, Pune- 411 057
Tel.: (020) 22933441 | Email: info@isquareit.edu.in | Website: www.isquareit.edu.in

[Approved by AICTE | Recognized by DTE, Govt. of Maharashtra | Affiliated to the Savitribai Phule Pune University]

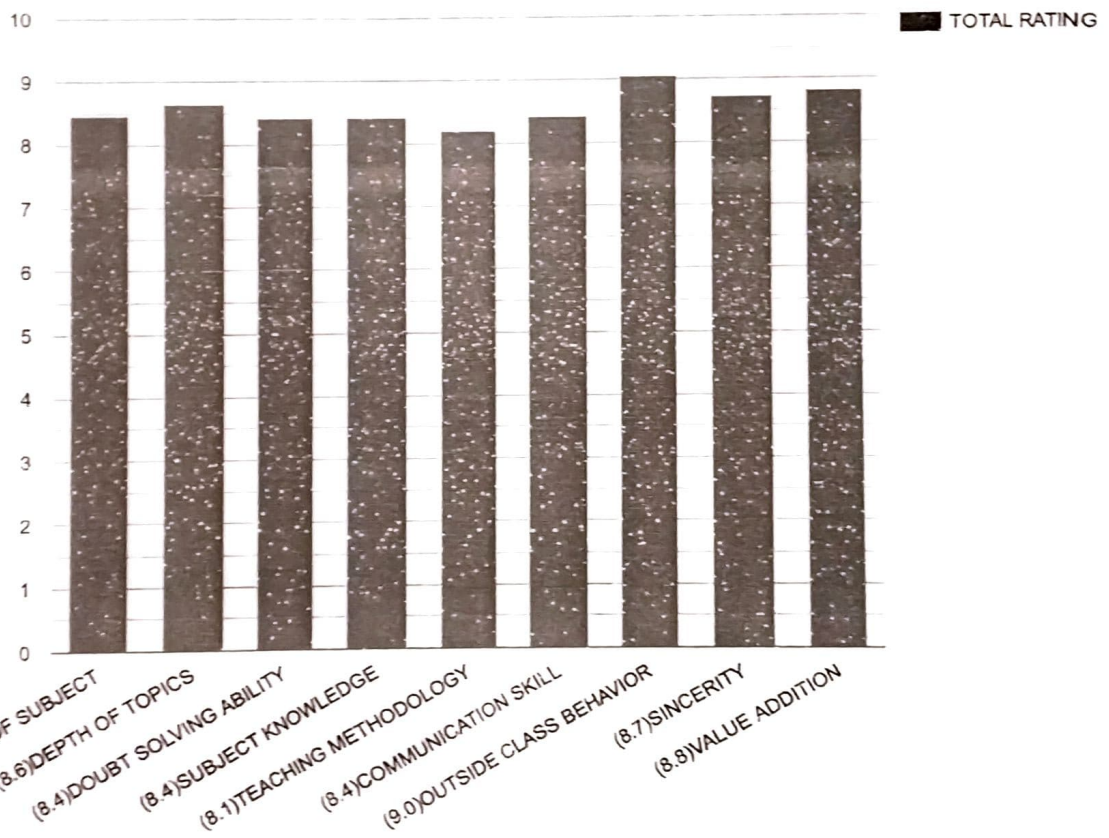
Accredited by NAAC with Grade B++

Feedback Name: TE IT FEEDBACK- I

Date

Dear Prof. SAMEER PREMBABU MAMADAPURE ,

Comments from students with respect to the feedback for the Theoretical subject Database Management Systems taught by you for Information Technology SEMESTER 5 of AY 2019-2020 are summarized below




Matrix(Students 26)

Comments :-

Remark -


Head Of Department


Principal



Hope Foundation's INTERNATIONAL INSTITUTE OF INFORMATION TECHNOLOGY (I²IT)

P- 14 , Rajiv Gandhi Infotech Park, MIDC- Phase I, Hinjawadi, Pune- 411 057
Tel.: (020) 22933441 | Email: info@isquareit.edu.in | Website: www.isquareit.edu.in

[Approved by AICTE | Recognized by DTE, Govt. of Maharashtra | Affiliated to the Savitribai Phule Pune University]

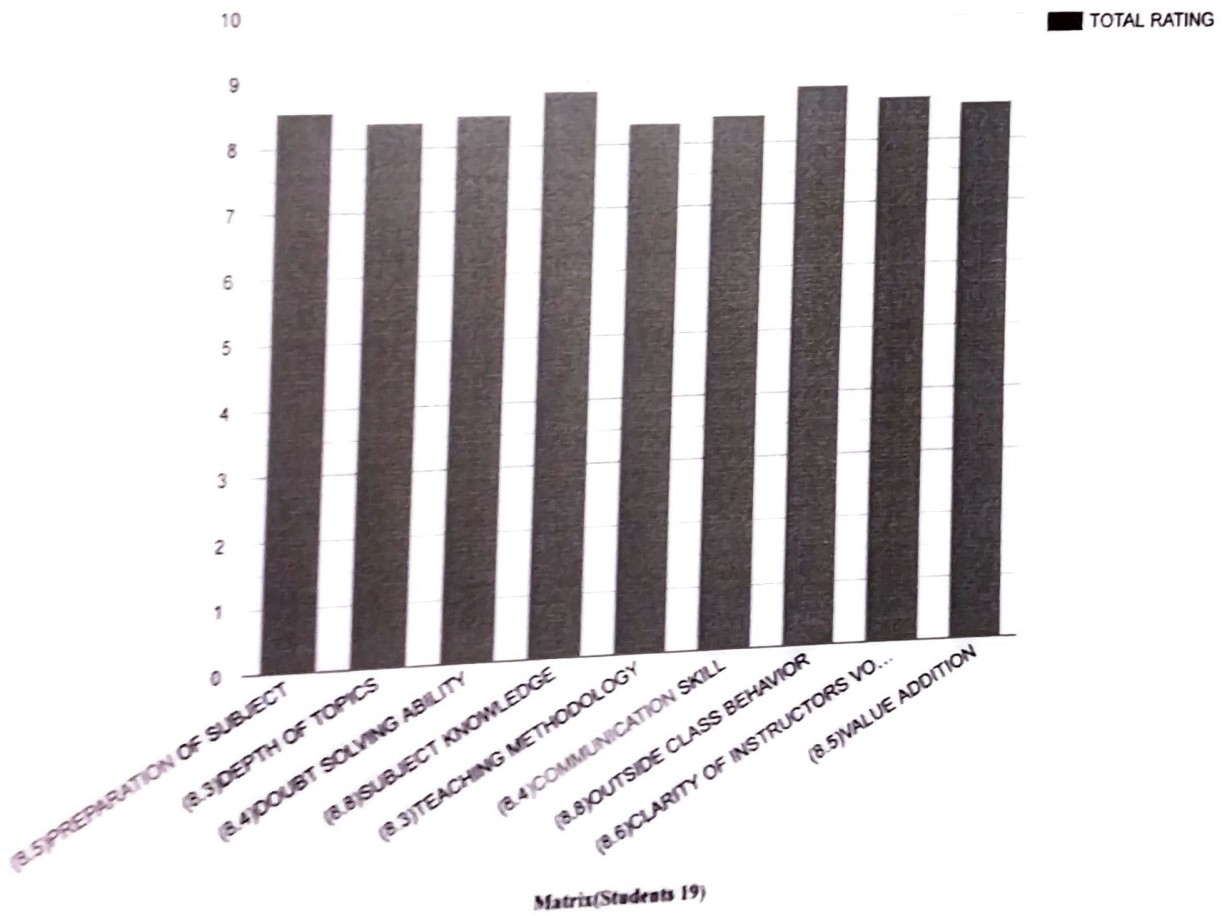
Accredited by NAAC with Grade B++

Feedback Name: TE_FEEDBACK_II_SEM VI

Date 15/05/2020

Dear Prof. KESHAV GOPINATH TAMBRE ,

Comments from students with respect to the feedback for the Theoretical subject Design and Analysis of Algorithms taught by you for Information Technology SEMESTER 6 of AY 2019-2020 are summarized below



Comments :-

Remark -

[Signature]
Head Of Department

[Signature]

[Signature]
Principal



International Institute of Information Technology
Department of Information Technology
Students Feedback Analysis AY-2019-2020 SEM-II

Second Year

Subject's Name	Faculties Name
SF1 - Engineering Mathematics III	DK - Prof. Dipika Kotkar
SF2 - Engineering Mathematics III Tutorial	DK - Prof. Dipika Kotkar
SF3 - Computer Graphics	MA - Prof. Manjusha A.
SF4 - Computer Graphics lab	BA - Prof. Bhavana K.
SF5 - Data Structure and Files lab	RJ - Prof Ravindra Joshi
SF6 - Data Structure and Files	VC - Prof. Vishal Chaudhary
SF7 - Processor Architecture and Interfacing	PD-Prof Pranali Deshmukh
SF8 - Processor Architecture and Interfacing lab	KT - Prof. Keshav T.
SF9 - Fondation of Communication and Computer Network	
SF10 - Processor Architecture and Interfacing lab	
SF11 - Data Structure and Files lab	

Third Year

Subject's Name	Faculties Name
TF1 - Cloud Computing	SM - Prof.Sameer Mamdapure
TF2 - Computer Network Technology	PK-Prajwali Korde
TF3 - Software Lab IV	KT - Prof. Keshav T.
TF4 - System Programming	SW - Prof. Smita W.
TF5 - Software Lab V	PD-Prof Pranali Deshmukh
TF6 - Design and Analysis of Algorithms	VC - Prof. Vishal Chaudhary
TF7 - Software Lab V	
TF8 - Data Science and Big Data Analytics	
TF9 - Software Lab VI	
TF10 -Project Based Seminar	

Final Year

Subject's Name	Faculties Name
BF1 - Ubiquitous Computing	SS-Sarang Saoji
BF2 - Computer Lab X	PK-Prajwali Korde
BF3 - Internet of Things lab	AB - Prof. Anand Bhosale
BF4 - Internet of Things	SW - Prof. Smita W.
BF5 - Distributed Computing System	SM - Prof.Sameer Mamdapure
BF6 - Computer Lab IX	
BF7 - Social Media Analytics	
BF8 - Internet and Web Programming	
BF9 - Internet and Web Programming	

Student Feedback Analysis In-Charge

HoD
(IT)

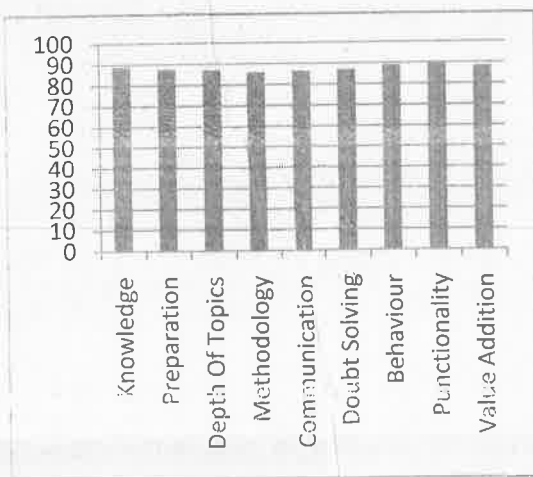


International Institute of Information Technology
Department of Information Technology
Students Feedback Analysis AY-2019-2020 SEM-II
SE IT (Feedback 1)

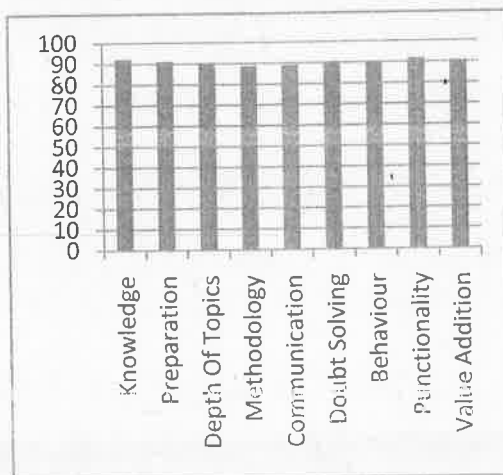
Feedback Questionnaire	SF1-DK	SF2-DK	SF3-VC	SF4-VC	SF5-MA	SF6-MA	SF7-FK	SF8-BK	SF9-RJ	SF10-PD	SF11-KT	Ave
Q1. Knowledge	85	84	66	65	85	89	94	94	90	88	81	84
Q2. Preparation	84	85	70	67	86	90	93	93	90	87	83	84
Q3. Depth Of Topics	85	84	69	65	86	89	93	93	89	88	81	84
Q4. Methodology	82	84	69	66	83	88	93	93	87	87	82	83
Q5. Communication	82	82	70	69	84	89	92	92	87	87	81	83
Q6. Doubt Solving	84	85	67	65	85	90	94	94	89	88	83	84
Q7. Behaviour	85	84	77	74	85	88	94	94	90	89	84	86
Q8. Sincerity	86	86	78	71	86	91	94	94	90	87	81	86
Q9. Value Addition	85	85	72	70	84	89	92	93	89	86	84	84

SE IT (Feedback 2)

Feedback Questionnaire	SF1-DK	SF2-DK	SF3-VC	SF4-VC	SF5-MA	SF6-MA	SF7-BK	SF8-BK	SF9-RJ	SF10-PD	SF11-KT	Ave
Q1. Knowledge	92	91	66	68	83	85	92	93	88	78	86	84
Q2. Preparation	91	92	67	67	83	85	92	92	89	81	87	84
Q3. Depth Of Topics	91	92	69	67	80	85	92	92	89	78	85	84
Q4. Methodology	93	91	68	66	82	87	94	93	90	81	85	85
Q5. Communication	91	92	70	69	80	85	91	93	87	78	83	84
Q6. Doubt Solving	91	92	67	65	84	85	91	93	88	86	84	84
Q7. Behaviour	92	91	77	72	83	85	94	94	89	86	85	86
Q8. Clarity of Instructor	92	92	72	71	85	88	94	94	89	85	84	86
Q9. Value Addition	92	91	70	68	82	87	90	93	88	83	85	84



Feedback 1



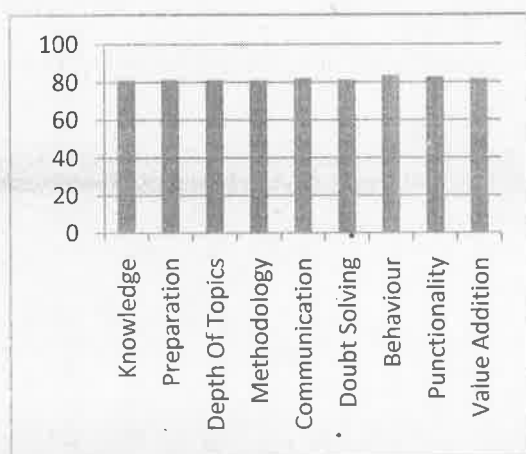
Feedback 2

TE IT (Feedback 1)

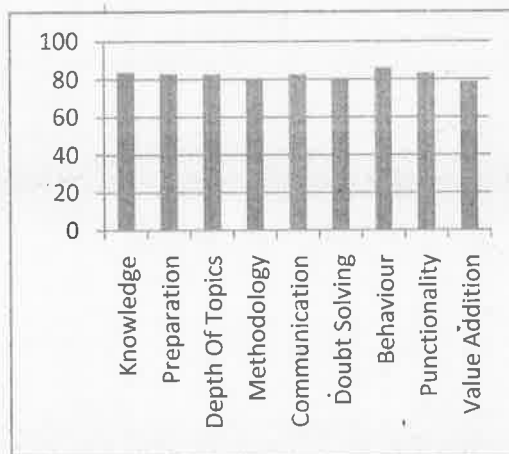
Feedback Questionnaire	TF1- PK	TF2- PD	TF3- PD	TF4- SM	TF5- SM	TF6- KT	TF7- KT	TF8 - SW	TF9 - SW	TF10 VC	Avg
Q1. Knowledge	80	86	88	86	85	84	81	76	78	77	82
Q2. Preparation	81	86	87	87	86	83	83	81	80	80	83
Q3. Depth Of Topics	80	87	88	86	83	83	79	78	77	76	82
Q4. Methodology	75	84	87	83	82	78	78	76	78	74	80
Q5. Communication	79	83	87	83	83	75	73	78	82	73	80
Q6. Doubt Solving	78	87	88	84	86	78	76	77	80	72	81
Q7. Behaviour	84	87	89	91	88	86	83	81	86	72	85
Q8. Sincerity	85	88	87	89	87	85	83	84	87	77	85
Q9. Value Addition	81	84	86	87	87	86	85	78	82	77	83

TE IT (Feedback 2)

Feedback Questionnaire	TF1- PK	TF2- PD	TF3- PD	TF4- SM	TF5- SM	TF6- KT	TF7- KT	TF8 - SW	TF9 - SW	TF10 VC	Avg
Q1. Knowledge	82	87	90	91	91	88	87	83	86	80	87
Q2. Preparation	81	86	88	90	90	85	88	86	87	82	86
Q3. Depth Of Topics	81	86	87	90	90	83	87	85	86	82	86
Q4. Methodology	83	88	88	91	91	83	88	84	86	78	86
Q5. Communication	80	86	89	91	90	84	87	83	87	77	85
Q6. Doubt Solving	80	84	85	90	89	84	86	83	85	79	85
Q7. Behaviour	85	88	88	92	92	88	92	90	88	78	88
Q8. Clarity of Instuctor	86	88	88	92	91	86	90	89	86	79	88
Q9. Value Addition	83	86	87	91	92	85	92	85	87	79	87



Feedback 1



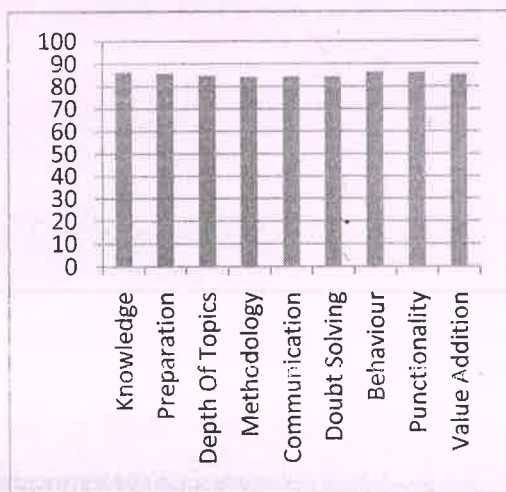
Feedback 2

BE IT (Feedback 1)

Feedback Questionnaire	BF1-PK	BF2-PK	BF3-SW	BF4-VC	BF5-SS	BF6-SS	BF7-SM	BF8-AB	BF9-AB	Avg
Q1. Knowledge	95	95	100	100	98	98	98	98	98	98
Q2. Preparation	98	95	100	100	99	100	96	98	100	98
Q3. Depth Of Topics	97	95	100	100	98	98	98	100	98	98
Q4. Methodology	97	100	100	100	98	98	97	98	96	98
Q5. Communication	96	100	100	100	99	98	96	98	95	98
Q6. Doubt Solving	98	95	100	100	98	100	97	96	96	98
Q7. Behaviour	100	100	100	100	99	100	97	100	96	99
Q8. Punctionality	100	95	100	100	98	100	97	100	95	98
Q9. Value Addition	98	95	100	100	99	100	98	100	96	98
Average										98

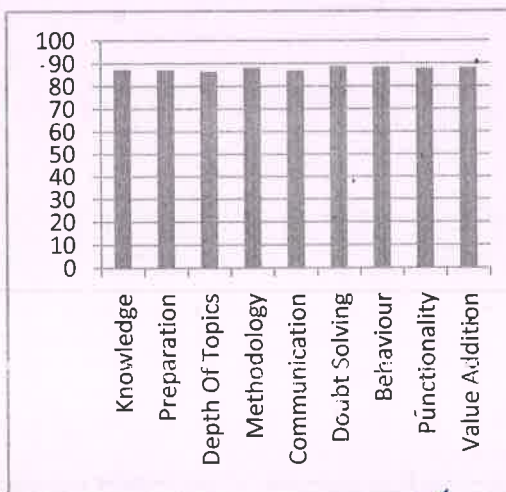
BE IT (Feedback 2)

Feedback Questionnaire	BF1-PK	BF2-PK	BF3-SW	BF4-SW	BF5-SS	BF6-SS	BF7-SM	BF8-AB	BF9-AB	Avg
Q1. Knowledge	100	100	100	100	100	100	100	100	100	100
Q2. Preparation	100	100	100	100	100	100	100	100	100	100
Q3. Depth Of Topics	96	100	100	100	96	100	96	95	95	98
Q4. Methodology	100	100	100	80	100	100	100	100	100	98
Q5. Communication	100	100	100	80	100	100	100	100	100	98
Q6. Doubt Solving	100	95	100	100	100	96	96	95	100	98
Q7. Behaviour	100	100	100	100	100	100	100	100	100	100
Q8. Clarity of Instuctor	100	100	100	100	100	100	100	100	100	100
Q9. Value Addition	96	95	100	100	96	96	96	95	95	97
Average										99



Feedback 1

Behmeed
Student Feedback Analysis In-Charge



Feedback 2

Asst
HoD
(IT)



International Institute of Information Technology
Department of Information Technology
Students Feedback Analysis AY-2019-2020 SEM-I

Second Year

Subject's Name	Faculties Name
SF1 - Discrete Structures	MD - Prof Mandar Datar
SF2 - Digital Electronics and Logic Design	DR - Prof. Dipak Raut
SF3 - Fundamentals of Data Structures	MA - Prof.Majusha Amritkar
SF4 - Problem Solving and Object Oriented programming	SS - Prof Sarang Saoji
SF5 - Digital Laboratory	PK - Prof. Prajwali Korde
SF6 - Communication Skills Lab	VB - Prof Vaidehi Banerjee
SF7 - Programming Laboratory	MA - Prof.Majusha Amritkar
SF8 - Programming Laboratory	KT- Prof. Keshav Tambre
SF9 - Object Oriented Programming Laboratory	SS - Prof Sarang Saoji

Third Year

Subject's Name	Faculties Name
TF1 - Database Management System	SM - Prof.Sameer Mamdapure
TF2 - Software Engineering and Project Management	SS - Prof. Sarang Saoji
TF3 - Operating System	BK - Prof. Bhawana Kanawade
TF4 - Human Computer Interaction	PK - Prof. Prajwali Korde
TF5 - Theory of Computation	KT- Prof. Keshav Tambre
TF6 - Software Laboratory I	RP - Prof.Ravi Patki
TF7 - Software Laboratory I	SM - Prof.Sameer Mamdapure
TF8 - Software Laboratory II	BK - Prof. Bhawana Kanawade
TF9 - Software Laboratory III	VC - Prof. Vishal Chaudhary
TF10 - Software Laboratory II	AB - Prof. Anand Bhosale

Final Year

Subject's Name	Faculties Name
BF1 - Information and Cyber Security	VC - Prof. Vishal Chaudhary
BF2 - Software Modeling and Design	RP - Prof.Ravi Patki
BF3 - Machine Learning & Applications	AB - Prof. Anand Bhosale
BF4 - Business Analytics & Intelligence	PK - Prof. Prajwali Korde
BF5 - Software Testing & Quality Assurance	SW - Prof.Smita Wangikar
BF6 - Computer Lab VII	AB - Prof. Anand Bhosale
BF7 - Computer Lab VIII	KT- Prof. Keshav Tambre
BF8 - Computer Lab VIII	RP - Prof.Ravi Patki


Prof. Prajwali Korde
Student Feedback Analysis In-Charge


Prof. Sarang Saoji
HoD



International Institute of Information Technology

Department of Information Technology

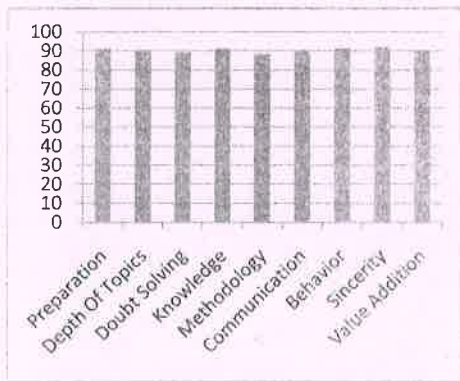
Students Feedback Analysis AY-2019-2020 SEM-I

SE IT (Feedback 1)


Feedback Questionnaire	SF1-MD	SF2-DR	SF3-MA	SF4-SS	SF5-PK	SF6-VB	SF7-MA	SF8-KT	SF9-SS	Avg
Q1. Preparation	93	92	91	93	88	95	90	88	93	91.3
Q2. Depth Of Topics	91	92	88	92	86	96	90	85	92	90
Q3. Doubt Solving	91	91	88	92	86	95	89	83	93	89.4
Q4. Knowledge	93	94	91	93	86	96	91	85	93	91.1
Q5. Methodology	88	91	87	92	85	94	87	83	92	88.4
Q6. Communication	90	91	87	92	89	96	87	85	90	89.6
Q7. Behavior	93	94	89	91	91	95	89	89	93	91.4
Q8. Sincerity	95	94	92	94	90	93	92	88	92	92.3
Q9. Value Addition	93	90	89	90	87	96	91	88	92	90.5

SE IT (Feedback 2)


Feedback Questionnaire	SF1-MD	SF2-DR	SF3-MA	SF4-SS	SF5-PK	SF6-VB	SF7-MA	SF8-KT	SF9-SS	Avg
Q1. Preparation	92	92	91	94	86	92	89	84	92	90.2
Q2. Depth Of Topics	91	93	90	93	85	91	89	85	92	89.9
Q3. Doubt Solving	90	92	91	92	85	91	90	82	90	89.2
Q4. Knowledge	92	94	90	94	85	91	91	83	92	90.2
Q5. Methodology	88	90	88	91	85	93	88	82	90	88.3
Q6. Communication	90	91	89	92	86	94	89	83	89	89.2
Q7. Behaviour	90	93	89	92	89	95	91	88	91	90.9
Q8. Sincerity	92	93	91	94	88	93	90	86	93	91.1
Q9. Value Addition	92	93	88	93	87	93	90	85	92	90.3



Feedback 1



Feedback 2


Prof. Prajwali Korde
Student Feedback Analysis In-Charge

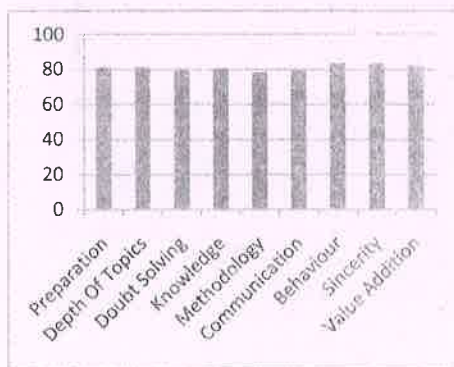

Prof. sarang Saoji
HoD

TE II (Feedback 1)


Feedback Questionnaire	TF1-SM	TF2-SS	TF3-BK	TF4-PK	TF5-KT	TF6-RP	TF7-SM	TF8-BK	TF9-VC	TF10-AB	Avg
Q1. Preparation	84	70	93	77	70	88	87	90	70	84	81
Q2. Depth Of Topics	86	70	93	76	67	86	87	93	68	86	81
Q3. Doubt Solving	84	70	90	75	64	86	85	91	66	82	79
Q4. Knowledge	84	68	93	78	70	86	87	92	67	84	81
Q5. Methodology	81	68	90	73	63	86	87	89	65	82	78
Q6. Communication	84	69	91	74	62	86	87	90	67	84	79
Q7. Behaviour	90	77	88	83	76	88	90	87	76	82	84
Q8. Sincerity	87	75	92	84	77	86	86	92	72	84	84
Q9. Value Addition	88	73	91	81	74	86	88	87	74	82	82

TE II (Feedback 2)

Feedback Questionnaire	TF1-SM	TF2-SS	TF3-BK	TF4-PK	TF5-KT	TF6-RP	TF7-SM	TF8-BK	TF9-VC	TF10-AB	Avg
Q1. Preparation	86	89	95	77	76	80	87	96	68	60	81
Q2. Depth Of Topics	87	87	96	78	74	80	87	95	67	60	81
Q3. Doubt Solving	86	86	94	78	73	80	86	95	68	60	81
Q4. Knowledge	88	81	96	77	77	85	89	96	69	60	82
Q5. Methodology	83	83	96	76	73	80	88	94	69	60	80
Q6. Communication	85	84	95	83	73	80	88	94	79	60	82
Q7. Behaviour	94	92	90	88	84	80	91	92	85	60	86
Q8. Sincerity	91	92	96	89	88	80	89	96	85	60	87
Q9. Value Addition	90	91	96	85	86	80	90	95	84	60	86



Feedback 1



Feedback 2


Prof. Prajwali Korde

Student Feedback Analysis In-Charge


Prof. sarang Saoji

HoD



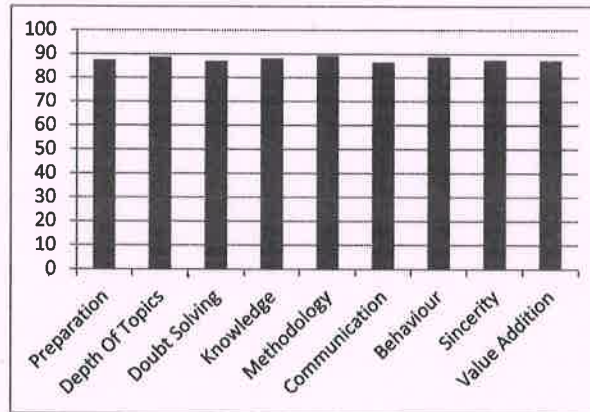
International Institute of Information Technology

Department of Information Technology

Students Feedback Analysis AY-2018-2019 SEM-I

BE IT (Feedback 1)

Feedback Questionnaire	BF1-VC	BF2-RP	BF3-AB	BF4-PK	BF5-SW	BF6-AB	BF7-KT	BF8-RP	Avg
Q1. Preparation	74	96	91	85	76	91	93	94	87.5
Q2. Depth Of Topics	74	95	95	87	77	92	93	97	88.8
Q3. Doubt Solving	76	96	91	81	77	90	91	95	87.1
Q4. Knowledge	78	97	91	83	76	87	95	98	88.1
Q5. Methodology	90	97	92	81	77	87	95	95	89.3
Q6. Communication	75	96	86	81	77	87	95	95	86.5
Q7. Behaviour	90	100	87	81	76	85	96	95	88.8
Q8. Sincerity	77	96	90	85	76	87	94	95	87.5
Q9. Value Addition	81	95	88	82	76	85	96	95	87.3



Feedback 1

Prof. Prajwali Korde
Student Feedback Analysis In-Charge

Prof. sarang Saoji
HoD