

MARATHI BHASHA DIVAS REPORT

The I2IT college has celebrated “Marathi Bhasha Din” on the occasion of the birth anniversary of noted Marathi litterateur V.V.Shirwadkar, popularly known as “Kusumgraj” on Thursday, 27 February 2020.



On this occasion the students and staff were presented their Marathi poem and article. Some participants were presented Marathi song. Faculty has explained the importance of this day as a Marathi bhasha divas.



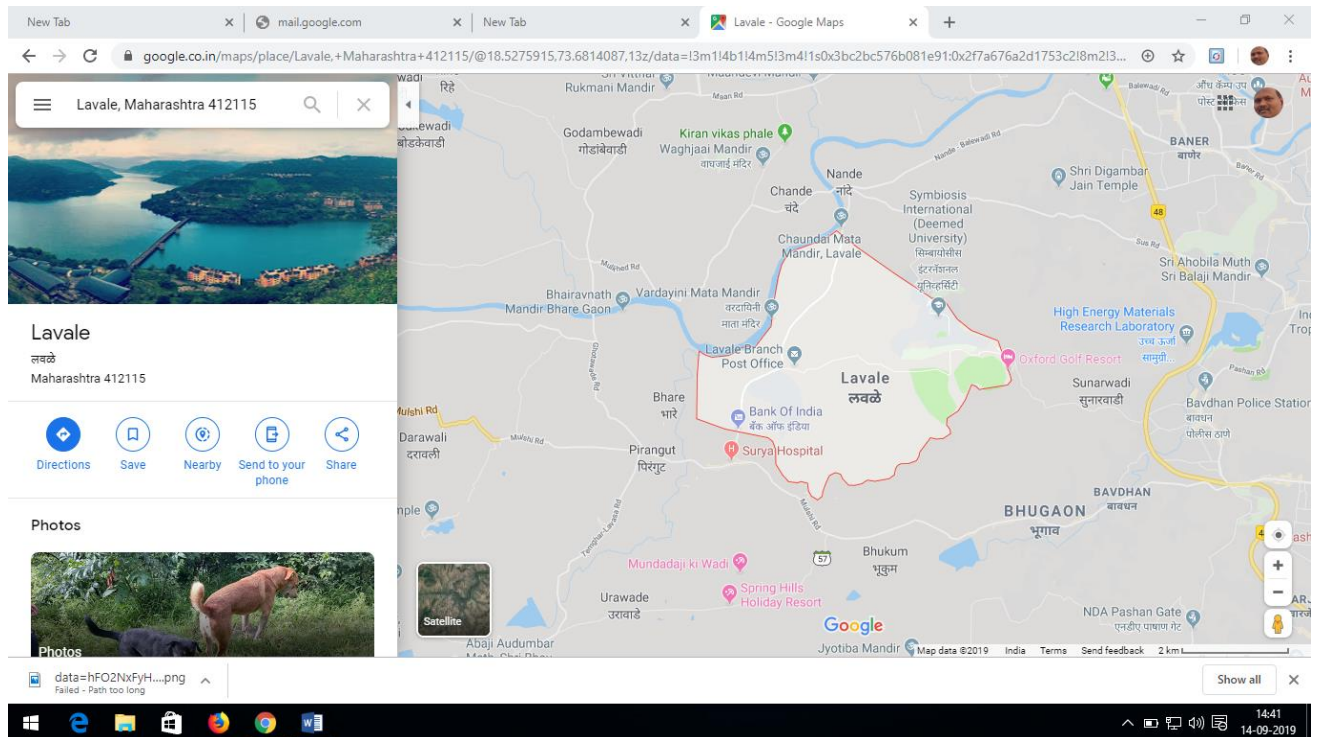
For the said program Adesh Patwardhan, Dr. Varsha Degaonkar and Dr. Sandeep Varpe, Mandar Datar, Suvarna Bhagwat, Hatangale Sir, Dr. Risil Chatrala, were present.

Program was concluded by the vote of thanks given by SDO Prof Mahesh Waghmare.



REPORT OF VISIT TO LAVALE VILLAGE ON 14/9/19

Introduction:- Lavale is a village in mulshi taluka on the outskirts of Pune. Lavale Village is known for the cultivation of various crops like onion, rice, jamar, potatoes, and other vegetables. Guava is the most cultivated fruit. The atmosphere of the village and its surroundings is mostly cooler than that of the city. The Mula River passes through this region, and flowing through Wakad and Baner areas as it makes its way to Pune.



LOCATION OF VILLAGE

According to Census 2011 information the location code or village code of Lavale village is 556128. Lavale village is located in Mulshi Tehsil of Pune district in Maharashtra, India. It is situated 8km away from sub-district headquarter Paud and 15km away from district headquarter Pune. As per 2009 stats, Lavale village is also a gram panchayat.

The total geographical area of village is 1960 hectares. Lavale has a total population of 6,732 peoples. There are about 1,537 houses in Lavale village. Pune is nearest town to Lavale which is approximately 15km away.

Population of Lavale

Population of Lavale Village

Male = 3621

Female = 3111

Total = 6732

The our Institute has identified neighbor village as a Lavale as a Jal Shakti Village and formed a Gram Jal Shakti Team for development of water conservation system in the village.

The institute has prepared the Gram Jal Shakti Team as follows,

Sr. No	Name of the Member	Designation
1	Swati Kadam	Sarpanch
2	Vaishali Satav	Ex Sarpanch
3	Vaibhav Kudale	Member Gram Sabha
4	Machindra Kashilkar	Member Gram Sabha
5	Sanjay Satav	Member Gram Sabha
6	Mahesh S Waghmare	Faculty
7	Dr Sandeep Varpe	Faculty
8	Dr Varsha Degaonkar	Faculty
9	Siddhant Dhokrat	Student TE COMP
10	Mayur Surkar	Student BE ETC
12	Swapnil Chore	Student TE COMP
13	Anita Raut	Student TE COMP
14	Pratiksha Ghule	Student SE ETC
15	Mahesh Patil	Students SE COMP

Existing Water Management in Village: - The team has made a survey in the village and following observation has been made.

1. There is a one Mula River in the village and intake well is constructed near the river. The water is lifted with the motor and transported to elevated surface reservoir (ESR) with a capacity of 3 lakh liter. Then this water is transported to the filter plant for treatment for purification purpose. The drinking water is provided at 4 to 5 location in the village where villagers can take water for drinking purpose. The water which is required for other domestic use is supplied with the pipe line and tap directly at home.
2. Now there is no any drainage system for village to pass storm water.
3. Now there is no any sewage treatment plant because it is not affordable to village.
4. In summer season there is a water scarcity but it is managed by transporting water from one well to another well.

Suggestion to improve water conservation in the village

1. Rain water harvesting to every house and structure in the village to store rain water under the ground and percolate and improve the water table.
2. Construction of check dam/ KT weir for selected site for water conservation.
3. Contour trenches/ nala bunding on the hill to percolate water in the ground
4. Farm pond as a water bank in the village
5. Water literacy program to be conducted.




Meeting with sarpanch office



Gram Panchayat Office at Lavale

The rain water harvesting system is installed in the campus. The campus having sloping topography, so using this physical feature we have taken a well near the research center building so that whatever water is getting in rainy season in this way water get collected in the underground tank and also percolation takes place and water table level is also increasing in that area. The rain water harvesting methods is the need of the hour and all should adopt this method for conservation of water.


Principal
International Institute of Information Technology
Hinjawadi, Pune - 411057





**Hope Foundation's
International Institute of Information Technology, Pune
Department of Engineering Sciences**

03.09.2019

**Report on
“TREE PLANTATION AT APANGSHALA
First Year of Engineering (F.E.) 2019-20 Batch**

Dates: 22/08/2019

Time: 10.00 AM. to 1.00 PM.

Venue: APANG SHALA, MAAN VILLAGE

Hosted By: JAGTAP SIR

Conducted By: FE DEPTT- M S Waghmare

Participants: FE Students

Coverage: Tree Plantation programme was held at APANGSHALA near maan gaon on 22th Aug 2019 at 10.00 am to 1.00pm. The students of class FE (ETC, COMP, IT) actively participated in the programme. Students had planted various types of plants some of them being is Neem and Karanj etc.

Benefit: - Trees give off oxygen that we need to breathe. Trees reduce the amount of storm water runoff, which reduces erosion and pollution in our waterways and may reduce the effects of flooding. Many species of wildlife depend on trees for habitat. Trees provide food, protection, and homes for many birds and mammals.

Encl.: Event Photographs + Attendance List

Nat.
Principal
International Institute of Information Technology
Hinjawadi, Pune - 411057





TREE PLANTATION AT APANG SHALA, MAAN GAON VILLAGE





LOCATION OF SHALA MAAN GAON

“Voter Registration/Correction Drive”

(26th August 2019- 24th September 2019)

Organized By



**INTERNATIONAL
INSTITUTE OF
INFORMATION
TECHNOLOGY**

Innovation & Leadership

P-14, Rajiv Gandhi Info Tech Park, Phase – 1,
Hinjawadi, Pune – 411057, India

National Service Scheme (NSS) Unit





INTERNATIONAL
INSTITUTE OF
INFORMATION
TECHNOLOGY
Innovation & Leadership

National Service Scheme (NSS) Unit

Academic Year 2019-20

REPORT

The NSS units of Hope Foundation's International Institute of Information Technology, Hinjawadi Pune had organized a one month Voter Registration camp at I²IT College situated in Mulshi Taluka of Pune District. This Voter Registration Drive was organized from 26th August 2019 to 24th September 2019. During the drive around 103 people were helped for various Voter ID facilities like New Voter Registration, Updating of Voter Id, etc.

During the drive, NSS Volunteers first did the survey of all college students, teaching and non-teaching staff who don't have Voter ID's. Communicating by E-mail and Information Broachers, List of all essential required documents needed for registration and updating of Voter ID was circulated. There list was made and accordingly their registration was done by the volunteers. The volunteers had spread awareness about the process for registering for Voter id through online portal. In this way the Voter registration/correction drive was been carried out successfully by NSS unit in an Institute.



Photographs of the Event

How To Check My Name In The Voters List ?



Get Voter ID Card Online

- The Election Commission of India has started online registration of voters.
- Now you can get Voter I – card at home by applying online.
- Voter Enrollment Portal - eci-citizenservices.nic.in



Online Registration : STEP – BY – STEP GUIDE

- ☐ Go to the election commission website and register with your mobile number.
- ☐ Fill up the requisite form – for enrollment or change in electoral rolls – on the website.
- ☐ Once the save option is clicked, you would get a confirmation message on your mobile.
- ☐ You can track your application on the website.
- ☐ Once the application is registered a commission representative will visit your home for verification.
- ☐ If satisfied, you would get your new voter identity card in a few days

Steps to Apply Online for Voter Registration.



National Service Scheme (NSS) Unit

Photographs of the Event

6/28/2020

International Institute of Information Technology (IIT)Pune Mail - voter registration / correction in voter Id



I²IT NSS <nss@isquareit.edu.in>

voter registration / correction in voter Id

2 messages

I²IT NSS <nss@isquareit.edu.in>

13 September 2019 at 21:55

To: allstaff@isquareit.edu.in, allstudents@students.isquareit.edu.in

Cc: principal@isquareit.edu.in, registrar@isquareit.edu.in, hodes@isquareit.edu.in

Dear All

In our institute help desk is started for New voter registration / correction in voter Id by NSS unit of our college for more details contact:-

PRANAV DESHMUKH	SE COMP	8275607327
KAUSHIK PANDILWAR	SE IT	9156677802
ISHAN SRIVASTAVA	SE E&TC	8000169805
ISHAN MODI	SE E&TC	8237051102

Documents Required For Voter registration

(Documents should be in soft copy (.jpg / .png / .bmp / .jpeg) with maximum size of 2 MB)

- 1) Recent passport size photograph
- 2) Address proof (any one of the following)
 - Indian Passport
 - Driving License
 - Bank / Post Passbook
 - Ration Card
 - Income tax assessment order
 - Rent agreement
 - Water bill
 - Telephone bill
 - Electricity bill
 - Gas connection bill
- 3) Proof of age (any one of the following)
 - 10th Standard Certificate
 - Birth Certificate
 - PAN Card
 - Indian Passport
 - Driving License

file:///D:/NSS%202019-20/Reports/International%20Institute%20of%20Information%20Technology%20(I%C2%B2IT)Pune%20Mail%20-%20voter%20registratio... 1/2



INTERNATIONAL
INSTITUTE OF
INFORMATION
TECHNOLOGY
Innovation & Leadership

National Service Scheme (NSS) Unit

Photographs of the Event



Photo : Students filling Details on online portal.



National Service Scheme (NSS) Unit

Photographs of the Event

The screenshot shows the National Voters' Service Portal (NVSP) registration form. The header includes the Indian tricolor logo, the text 'राष्ट्रीय मतदाता सेवा पोर्टल' and 'NATIONAL VOTERS' SERVICE PORTAL', and the NVSP logo. Navigation links for 'Home', 'About Us', and 'Contact Us' are present. The main form area has two tabs: 'विबरण द्वारा खोजा Search by Details' and 'एपिक नंबर द्वारा खोजा Search by EPIC No.'. The form fields include: 'नाम/Name' (Name), 'आयु/Age' (Age), 'पिता/पति का नाम (Father's/Husband's Name)' (Father's/Husband's Name), 'लिंग/Gender' (Gender), 'राज्य/State' (State), 'ज़िला/District' (District), 'विधानसभा निर्वाचन क्षेत्र/Assembly Constituency', and 'कोड/Code' (Code). There is a 'Locate on Map' button with a map icon. A captcha image showing 'AVoEGg' and a 'Search' button are at the bottom right.

Online Registration Portal Link (<https://www.nvsp.in/>)


Photographs of the Event

- Names & Voter Reference Numbers of some of the Registered Students who registered/corrected their Voter ID are as follows:-

1.Wasim Patwari	(FE COMP)	OED205622062
2.Komal Deore	(SE IT)	OKL733170394
3.Kamal Kant	(TE E&TC)	OGD466736632
4.Sanskriti Oza	(BE)	OGD647758273
5.Omkar Bhor	(SE IT)	OHD637366482
6.Tejas Sole	(SE COMP)	OHS636646747
7.Wilayat Ali	(SE COMP)	OGK647737477
8.Yash Jane	(SE IT)	ORR506032095



Dr. Sandeep Varpe
NSS Programme Officer

Principal
International Institute of Information Technology
Hinjawadi, Pune - 411057